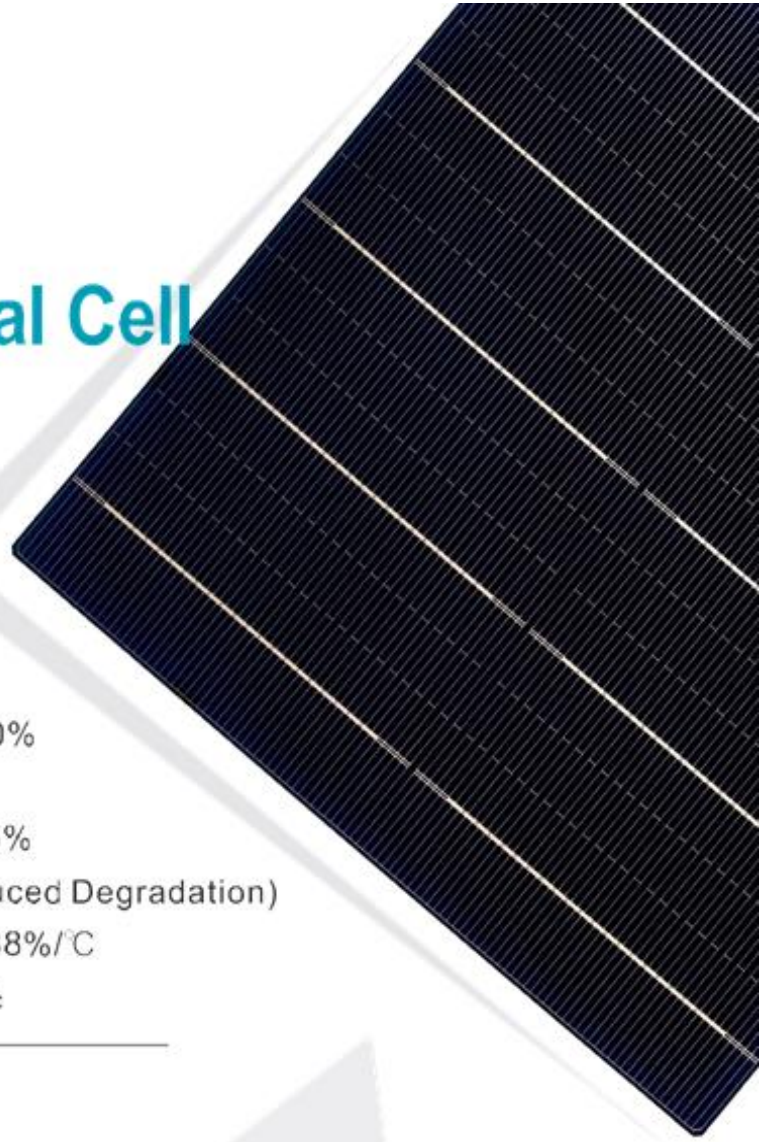




P-Type Mono Bifacial Cell

MS-MSC158-5D5B



Product Feature

- High conversion efficiency, Up to 23.0%
- Bifaciality ratio $\geq 70\%$
- LID (Light Induced Degradation) $\leq 2.5\%$
- High resistance of PID (Potential Induced Degradation)
- Power temperature coefficient $\leq -0.38\%/^{\circ}\text{C}$
- Weak light response ($200\text{W}/\text{m}^2$) $\geq 95\%$



Quality Control

- Efficiency test accuracy is $\pm 0.1\%$
- 100% automatic inspection of IV/EL/Appearance
- Calibration Cell source to Fraunhofer ISE



Management System Certification

- ISO 9001:2015 Quality Management System
- ISO 14001:2015 Environmental Management System
- ISO 45001:2018 Occupational Health and Safety Management System

Product Features

Dimension	158.75mmx158.75mm±0.25mm, Φ223.0mm±0.25mm
Cell Thickness	180μm±20μm
Front side	0.7±0.15mm wide bus bars, 108 finger grids, SiN
Back side	2.9±0.3mm wide discontinuous soldering pads, 150 Aluminum fingers, SiN

Temperature Coefficients

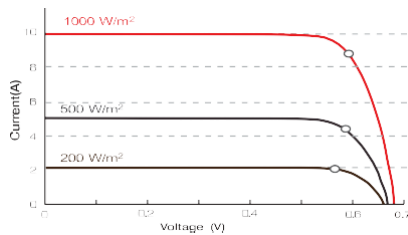
Current Temperature Coefficient	Tkcurrent: +0.048 %/K
Voltage Temperature Coefficient	Tkvoltage: -0.31 %/K
Power Temperature Coefficient	Tkpower: -0.38 %/K

Electrical data

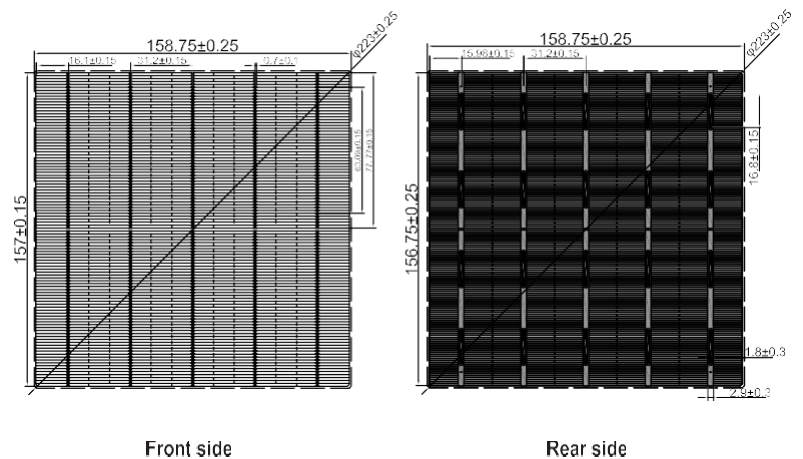
Eff(%)	Pmpp(W)	Ump(V)	Imp(A)	Uoc(V)	Isc(A)	FF(%)
23.0	5.80	0.597	9.708	0.691	10.380	80.82
22.9	5.77	0.595	9.698	0.690	10.360	80.74
22.8	5.75	0.593	9.689	0.689	10.340	80.66
22.7	5.72	0.591	9.679	0.688	10.320	80.58
22.6	5.69	0.589	9.669	0.687	10.300	80.50
22.5	5.67	0.587	9.659	0.686	10.280	80.41
22.4	5.64	0.585	9.649	0.685	10.260	80.33
22.3	5.62	0.583	9.639	0.684	10.240	80.24
22.2	5.59	0.581	9.629	0.683	10.220	80.16
22.1	5.57	0.579	9.618	0.682	10.200	80.07
22.0	5.54	0.577	9.608	0.681	10.180	79.98

• Standard Test Conditions: 1000W/m², AM 1.5, 25°C Specifications and data are only for reference.

IV Curve



Dimension



Spectral Response(SR)

